

Pupil Workbook

Level 5 Week 28

Name: _____

1. Read the common exception words.

Colour the parts of the words you find tricky.

know colour

2. Write the common exception words.

Which is the tricky part of the word? Why is it tricky? Colour the tricky part in a different colour. Write the word two more times.

April

July

3. Read and match.

Read these words and match them to the correct picture.
Add in sound buttons to help you.

serve

freeze

give

bronze



One of the words does not match a picture. Can you draw a picture to match the word?

How confident do you feel?



Focus: unspoken 'e'

1. Read the sentences.

Tick the sentence that matches the picture.

The mouse found some cheese in the house.


Kit likes to dance while Sam uses her voice to sing.

The waiter serves tea to The Queen.



2. Spell the words.

Look at the picture, say the word and write each word down.



2. Write the common exception words.

Which is the tricky part of the word? Why is it tricky? Colour the tricky part in a different colour. Write the word two more times.

April

July

How confident do you feel?



Focus: unspoken 'e'

1. Read the story.

Highlight all of the words that contain the unspoken 'e'.

It was a cold winter night and the ground began to freeze. A little mouse ran back to his house. He curled up tight to go to sleep.

"I can not sleep here," he said, "there is a breeze."

The mouse ran to find somewhere to sleep. He crept through the freezing snow and found a farmhouse. The mouse snuck through the house. Suddenly, there was a noise. It was a child's voice! The mouse ran to hide. He jumped into a box. Inside the box was lots of soft wool.

"This is just perfect," said the mouse as he snuggled down. "There is no breeze here!" The mouse snuggled in and had a snooze in the cozy wool.

2. Write the unspoken 'e' words you found.

| Unspoken 'e' |
|--------------|
| |
| |
| |
| |
| |

How confident do you feel?



1. Write the sentence your teacher says.

Think carefully about which graphemes to use to spell the words.







































How confident do you feel?



Focus: unspoken 'e'

1. Write your own silly sentence.

Use words containing the unspoken 'e'.

| | | | | | | | |
|--|---|---|--|---|--|---|--|
| ay  pray | oy  boy | ie  tie | ea  leaf | a_e  cake | i_e  slide | o_e  bone | u_e  cube |
| u_e  flute | e_e  trapeze | ou  mouth | a  acorn | e  equal | i  lion | o  hotel | u  unicorn |
| ch  chef | ch  Christmas | ir  girl | ue  statue | ue  glue | y  sunny | aw  saw | au  autumn |
| ow  window | oe  toe | wh  wheel | c  city | g  gem | ph  dolphin | ea  bread | ie  shield |
| tch  witch | are  bare | ear  pear | ore  core | ew  screw | ew  stew | | |

Focus: unspoken 'e'

2. Practise spelling the focus words.

| Look and Say | Look, Say and Write | Cover and Write | Check |
|--------------|------------------------|-----------------|-------|
| horse | | | |
| mouse | | | |
| bronze | | | |
| freeze | | | |
| give | | | |
| serve | | | |
| dance | | | |
| voice | | | |
| April | | | |
| July | | | |